

# lagoon® Advanced Care

**Absolute set**  
The ideal replacement for any dry-cleaning operation



## Features and benefits



### Keep customers coming back

Outstanding results for garments of every type thanks to specialized detergents and dedicated programs



### Delicate on the delicates

Gentle on fine textiles and wools labelled dry-clean only, as less mechanical action. Woolmark-approved



### Rapid return on investment

With a better loading factor, less prespotting, easier finishing and faster process times



### Sustainable and eco-friendly

Water-based cleaning with none of the disadvantages of PERC, which can be dangerous to staff



### Dry to dry in 1 hour

Smart chemicals and processes mean garments are fully dried in the dryer - no hang-dry

Main specifications				W555H	W5180H	T5130	T5350
Max. capacity	Laundry	filling factor 1:9	kg	6	20	-	-
	Wool	filling factor 1:15	kg	4	14	-	-
	Silk	filling factor 1:18	kg	3	10	-	-
Max. capacity	Drying	filling factor 1:18	kg	-	-	7	19
Drum,	volume		litre	53	180	130	350
	diameter		ø mm	452	725	575	760
Extraction			rpm	1450	1055	-	-
G-factor				530	450		
Heating alternative	electricity		kW	4.4	18	5.1	18
<b>Consumption data "lagoon 6W02CH"</b>							
Total time	Wool High extraction		min	22	22	25	25
Water consumption (cold+hot)			litre	26	110	-	-
Energy consumption (motor/heating/water)			kWh	0.05/0.25	0.15/1.0	-	-
<b>Consumption data "Normal 60°C"</b>							
Total time			min	49	46	32	27
Water consumption (cold+hot)			litre	38+10	128+31	-	-
Energy consumption (motor/heating/hot water)			kWh	0.2/0.2/0.6	0.5/0.9/2	2.78	7.7
Residual moisture			%	46	48	-	-
Evaporation			g/min	-	-	92.8	289
Energy/Water evaporation			kWh/l	-	-	0.94	0.99

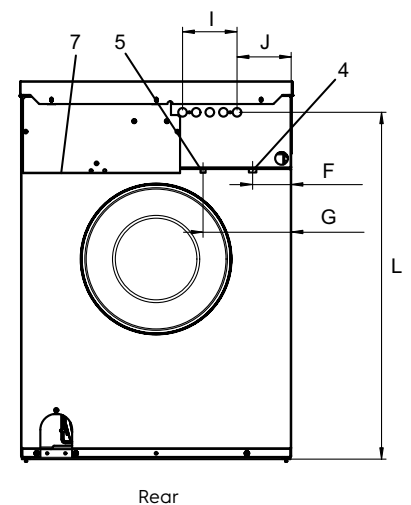
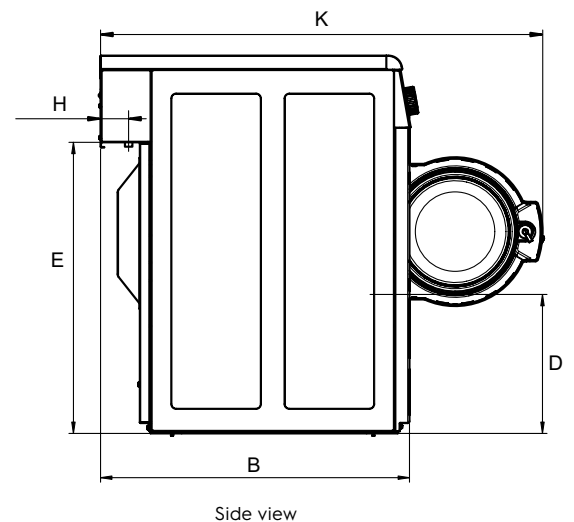
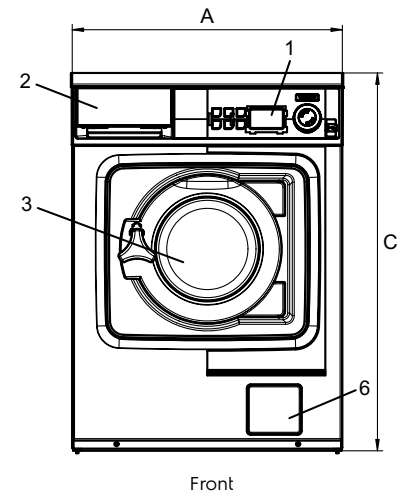
Electrical connections					
Heating alternative	Main voltage	Hz	Heating power kW	Total power kW	Recommended fuse A
Electric heated	220-240V 1N ~	50/60	2.2/2.8	2.4/3.0	16
	220-240V 1N ~	50/60	4.4	4.6	20
	220-230V 1N ~	50/60	4.4	4.6	25
	220-240V 3 ~	50/60	4.4	4.6	16
	220-230V 3 ~	50/60	4.4	4.6	20
	380-415V 3N ~	50/60	4.4	4.6	10
	380-415V 3 ~	50/60	3.6	3.8	10
	440V/480 3 ~	60	4.0/4.4	4.3/4.7	10
Non heated	220-480V 1/3 ~	50/60	-	0.5	10

Water connections		W555H
Water valves	DN	20
Water pressure	kPa	200-500
Capacity at 300 kPa	l/min	17
Drain valve	ø mm	50
Draining capacity	l/min	160
Liquid detergent supplies		5
Floor requirements		
Frequency of the dynamic force	Hz	24.2
Floor load at max extraction	kN	1.02 ± 0.3
Sound levels		
Sound pressure level*		
Wash	dB(A)	<70
Extraction	dB(A)	72
Heat emission		
% of installed power, max		5
Shipping data**		
Shipping volume	net, kg	100
	crated, m <sup>3</sup>	0.46
Accessories		
Stainless steel fluff collector		x
Stacking kit with tumble dryer		x
Steel base		x
Dimensions in mm		
A Width		595
B Depth		681
C Height		832
D		306
E		641
F		84
G		194
H		48
I		120
J		119
K		974
L		764
1 Operating panel	5 Hot water	
2 Detergent box	6 Drain pump	
3 Door opening ø 255 mm	7 Electrical connection	
4 Cold water		

Front and side panels in light grey and blue (RAL 260 70 05, 250 60 30)

\* A-weighted emission sound pressure level at workingstations.

\*\* Average data. Crated weight/shipping volume depends on configuration. Please contact logistics for exact measures.

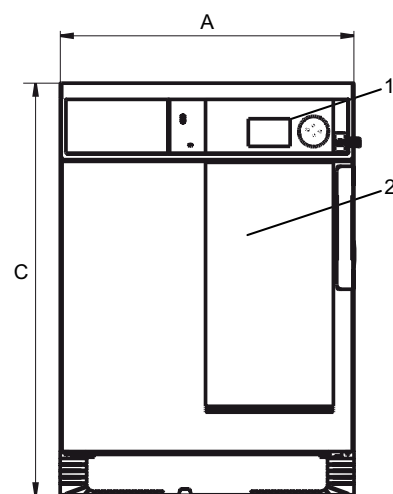


### Electrical connections

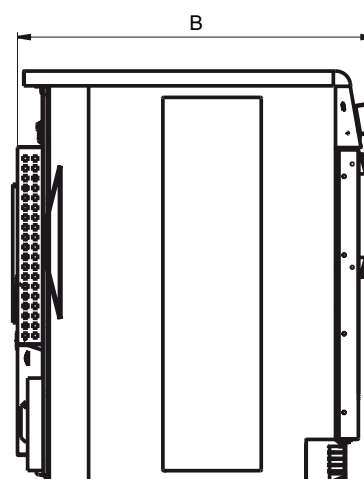
Heating alternative	Main voltage	Hz	Heating power kW	Total power kW	Recommended fuse A
Electric heated	220-230V 1 ~	50/60	3.1	3.3	16
	240V 1 ~	50/60	3.2	3.5	16
	220-230V 3 ~	50/60	3.1	3.3	16
	240V 3 ~	50/60	3.2	3.5	16
	220-230V 3 ~	50/60	4.9	5.1	16
	240V 3 ~	50/60	5.1	5.4	16
	380-400V 3 ~	50/60	4.9	5.1	10
	415V 3 ~	50/60	5.1	5.3	10
	440V 3 ~	60	5.1	5.4	10
	480V 3 ~	60	5.1	5.3	10
	380-400V 3N ~	50/60	4.9	5.1	10

Connections		T5130
Air outlet	mm	ø 100
Maximum air flow	m³/h	240
Condensate		-
Maximum static back pressure	Pa	80
Sound levels		
Airborne sound level	dB(A)	<70
Heat emission		
% of installed power, max		15
Shipping data*		
Shipping volume	net, kg m³	58 0.51
Accessories		
Stacking frame for mounting T5130 on top of W555H		x
Stainless steel base frame		x
Dimensions in mm		
A Width		597
B Depth		725
C Height		839
D		138
E		50
F		89
G		200
1 Operating panel		
2 Door opening ø 370 mm		
3 Electrical connection		
4 Exhaust connection		

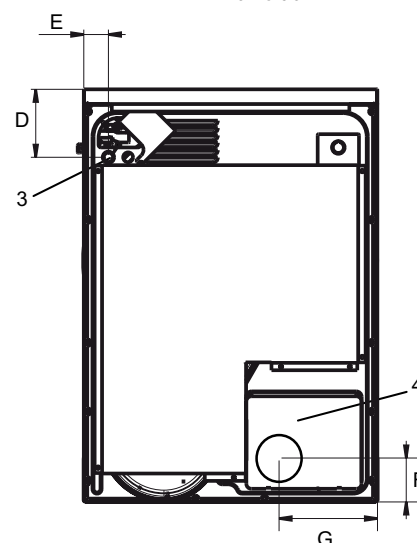
\* Average data. Crated weight/shipping volume depends on configuration. Please contact logistics for exact measures.



Front



Left side



Rear side

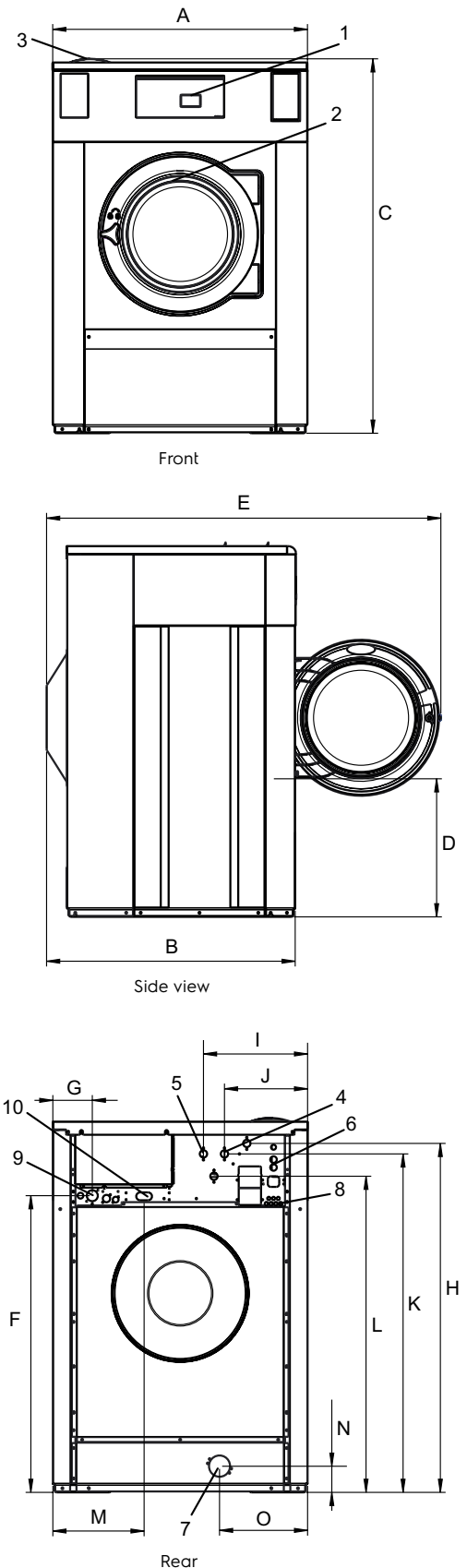
Electrical connections					
Heating alternative	Main voltage	Hz	Heating power kW	Total power kW	Recommended fuse A
Electric heated	220-240V 3 ~	50/60	18.0	18.3	50
	380-415V 3N ~	50/60	18.0	18.3	35
	440V 3 ~	60	18.0	18.4	25
	480V 3 ~	60	18.0	18.4	25
Steam or Non heated	220-480V 1 ~	50/60	-	2.3	10

Water and steam connection			W5180H
Water valves	DN		20
Water pressure	kPa		200-600
Capacity at 300 kPa	l/min		30
Drain valve	ø mm		75
Draining capacity	l/min		170
Steam valve	DN		15
Steam pressure	kPa		300-600
Liquid detergent supplies			5
Floor requirements			
Frequency of the dynamic force	Hz		17.6
Floor load at max extraction	kN		4.2 ± 1.0
Sound levels			
Sound pressure level*			
Wash	dB(A)		<70
Extraction	dB(A)		85
Heat emission			
% of installed power, max			5
Shipping data**			
Weight	net, kg		354
Shipping volume	m <sup>3</sup>		1.66
Accessories			
Steel base			x
Hose kits for water or steam			x
Fluff collector			x
Dimensions in mm			
A Width			970
B Depth			947
C Height			1426
D			526
E			1501
F			1130
G			150
H			1329
I			397
J			317
K			1289
L			1204
M			348
N			100
O			335
1 Operating panel	7 Drain		
2 Door opening ø 435 mm	8 Liquid detergent supply		
3 Detergent box	9 Electrical connection		
4 Cold water	10 Steam connection		
5 Hot water			
6 Re-used water			

Front and side panels in light grey and blue (RAL 260 70 05, 250 60 30)

\* A-weighted emission sound pressure level at workingstations.

\*\* Average data. Crated weight/shipping volume depends on configuration.  
Please contact logistics for exact measures.



### Electrical connections

Heating alternative	Main voltage	Hz	Heating power kW	Total power kW	Recommended fuse A
Electric heated	220-240V 3 ~	50/60	13.5/18.0	14.6/19.1	50
	380-415V 3N ~	50/60	13.5/18.0	14.6/19.1	25/35
	440V 3 ~	60	13.5/18.0	14.6/19.1	25/35
	480V 3 ~	60	13.5/18.0	14.6/19.1	20/25
Gas heated/ Steam heated	220-240V 3 ~	50/60	-	1.1	10
	380-415V 3N ~	50/60	-	1.1	10
	440V 3 ~	60	-	1.1	10
	480V 3 ~	60	-	1.1	10

### Steam, gas and air connections

T5350		
Steam	ISO 7/1-R	1"
Steam pressure	kPa	100-1000
Steam consumption	kg/h	65
Condensate	ISO 7/1-R	1"
Gas	ISO 7/1-R	1/2"
Gas pressure	Natural gas	Pa
		2000
	Propane	mbar
		20
		Pa
		2800-5000
		mbar
		28-50
Air outlet		ø mm
Evacuated air,	el 18 kW	m³/h
	gas 21 kW	m³/h
	steam	m³/h
	steam	m³/h
Pressure drop	el 18 kW	Max. Pa
	gas 21 kW	Max. Pa
	steam	Max. Pa
	steam	Max. Pa

### Sound levels

Airborne sound level	dB(A)	<70
----------------------	-------	-----

### Heat emission

% of installed power, max	15
---------------------------	----

### Shipping data\*

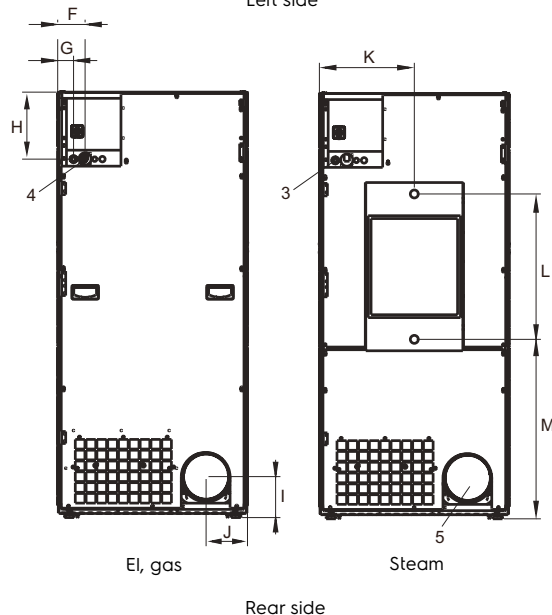
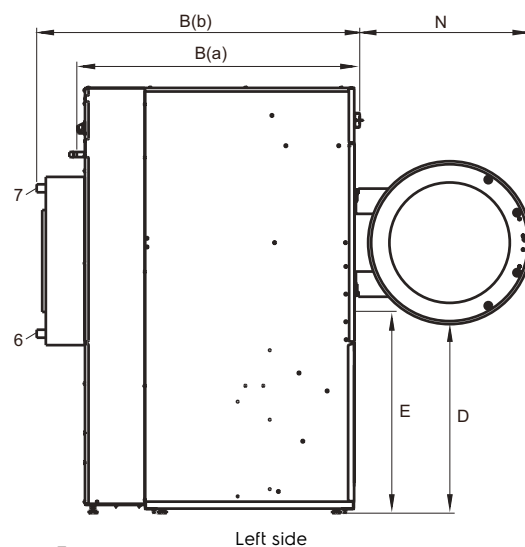
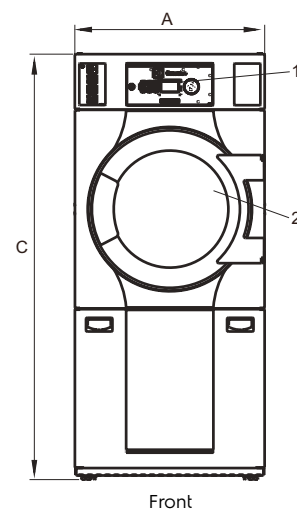
Weight	net, kg	177
Shipping volume	crated, m³	1.96

### Dimensions in mm

A	Width	790
B(a)	Depth, el and gas	1177
B(b)	Depth, steam	1344
C	Height	1770
D		785
E		840
F		108
G		66
H		278
I		171
J		172
K		395
L		605
M		747

- 1 Operating panel
- 2 Door opening ø 580 mm
- 3 Electrical connection
- 4 Gas connection
- 5 Exhaust connection
- 6 Steam: in
- 7 Steam: out

\* Average data. Crated weight/shipping volume depends on configuration.  
Please contact logistics for exact measures.





For more information about Efficient Dosing System  
please refer to the EDS Product Data Sheet

Efficient Dosing System	230V~
EDS complete kit with 3 pumps	988916902
EDS complete kit with 4 pumps	988916903
EDS complete kit with 5 pumps	988916904
EDS complete kit with 6 pumps	988916905
EDS Controller	988916937
EDS 24V Interface	988916941

Electrolux name and description	Packaging 20 litres	Packaging 10 litres
lagoon Sensitive Detergent Professional detergent for natural/animal fiber	432730597	432730598
lagoon Sensitive Conditioner Professional conditioner for natural/animal fiber	432730599	432730600
lagoon Delicate 2 in 1 Professional delicate universal detergent	432730601	432730602



**BASE; open front & sides**


Suitable for models: W555H, T5130  
Material: Stainless steel.

**Art. No:**  
9889186-10 (height 200 mm)  
9889186-11 (height 290 mm)  
9889186-12 (height 555 mm)

**BASE; closed front & sides**


Suitable for models: Base frame for stacked installation  
W555H, T5130.  
Material: Galvanised steel.

**Art. No:**  
9889182-26 (height 100 mm)



Suitable for models: W5180H  
Material: Galvanised, grey painted steel  
with stainless steel front panel.

**Art. No:**  
9889188-11 (height 230 mm)

**STACKING KIT**


Suitable for models: W555H and T5130

**Art. No:**  
9888020-31